

APPLICATIONS


Our LI-07-LEDHB-WN series is a premium-performance, I-beam LED high bay luminaire. It is designed to illuminate a wide variety of settings, including commercial, industrial & retail settings such as warehouses, manufacturing plants, sporting venues and big-box retailers. With a painted, steel housing, the LI-07-LEDHB-WN provides high levels of durability and performance. High-efficacy, long-life LEDs provide both energy and maintenance cost savings compared to traditional, HID highbays.

FEATURES

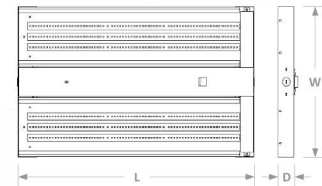
- Available in 4000k (neutral white) and 5000k (cool white) color temperatures.*
- Long-life LEDs provide 109,000 hours of operation with at least 70% of initial lumen output (L_{70}).**
- The 100W model delivers 13,634 lumens (136 lumens per watt, LPW) at 4000k, and 13,709 lumens (137 LPW) at 5000k.*
- The 150W model delivers 20,482 lumens (137 LPW) at 4000k, and 20,603 lumens (137 LPW) at 5000k.*
- The 200W model delivers 27,687 lumens (141 LPW) at 4000k, and 27,736 lumens (142 LPW) at 5000k.*
- Universal 120-347 AC voltage (50-60Hz) is standard.
- 0-10vdc dimming drivers are standard.
- Power factor > 0.90.
- Total harmonic distortion < 20%.
- Color rendering index > 80.
- Painted steel housing.
- Easy installation in new construction or retrofit.
- Chain-mount kits (includes v-hooks and 1/8" thick, 1-meter long chain) are standard.
- Options include lenses (clear & diffused), wire-guard kits, pendant-mounting kits, and cable-mounting kits.

* Contact factory for other color temperatures and lumen packages.

** L_{70} hours are IES TM-21-11 calculated hours.



DIMENSIONS



Model	Length	Width	Depth	Weight
100W	24 3/4"	15 3/4"	1 5/8"	7.2 lbs.
150W	24 3/4"	15 3/4"	1 5/8"	8.4 lbs.
200W	47 5/8"	15 3/4"	1 5/8"	13.6 lbs.



MOUNTING OPTIONS

- Chain mounting with V-hooks is standard.
- Optional pendant mounting kit provides pendant attachment to 1/2" rigid conduit.
- Optional cable mounting kits provide suspension at two lengths (i.e., 3 & 5 meters).

WARRANTY & LISTINGS

- cETLus listed for damp locations in ambient temperatures from 20°C to 50°C (-4°F to 122°F).
- DLC premium approved.
- Flicker-free per IEEE1789-2015 (no observable adverse effects of flicker at 100% light output level).
- Complies with RoHS (Restriction on Hazardous Substances) requirements
- Complies with FCC Part 15, class A.
- Complies with IEEE C.62.41-1991, input transient protection (2kV).
- 5-Year Warranty of all electronics and housing.

PRODUCT PARAMETER

MODEL	COLOR TEMPERATURE	LUMINAIRE LUMENS	LUMINAIRE WATTS	LUMENS PER WATT	OPTIONS
LI-07-HB100-4K-MVDIM10V-WN	4000K	13634	100	136	HB100/150-LENS-WN = Diffuse lens, 100W/150W
LI-07-HB100-5K-MVDIM10V-WN	5000K	13709	100	137	HB100/150-WG-WN = Wire-guard kit, 100W/150W
LI-07-HB150-4K-MVDIM10V-WN	4000K	20482	150	137	HB200-LENS-WN = Diffuse lens, 200W
LI-07-HB150-5K-MVDIM10V-WN	5000K	20603	150	137	HB200-WG-WN = Wire-guard kit, 200W
LI-07-HB200-4K-MVDIM10V-WN	4000K	27687	196	141	HB-PMK WN= Pendant-mount kit
LI-07-HB200-5K-MVDIM10V-WN	5000K	27736	196	142	FHB-CMK3 = Cable-mounting kit, 3 meters FHB-CMK5 = Cable-mounting kit, 5 meters

ELECTRIC DATA

MODEL	COLOR TEMP.	CRI ¹	LUMINAIRE LUMENS	LUMINAIRE WATTS	LUMENS/WATTS	INPUT VOLTAGE ²	INPUT CURRENT (A)			POWER FACTOR	THD ³	L ₇₀ HOURS ⁴
							120V	240V	277V			
LI-07-HB100-4K-MVDIM10V-WN	4000k	>80	13634	100	136	120-347	0.83	0.36	0.29	>90%	<20%	109,000
LI-07-HB100-5K-MVDIM10V-WN	5000k	>80	13709	100	137	120-347	0.83	0.36	0.29	>90%	<20%	109,000
LI-07-HB150-4K-MVDIM10V-WN	4000k	>80	20482	150	137	120-347	1.25	0.54	0.43	>90%	<20%	109,000
LI-07-HB150-5K-MVDIM10V-WN	5000k	>80	20603	150	137	120-347	1.25	0.54	0.43	>90%	<20%	109,000
LI-07-HB200-4K-MVDIM10V-WN	4000k	>80	27687	196	141	120-347	1.63	0.71	0.56	>90%	<20%	109,000
LI-07-HB200-5K-MVDIM10V-WN	5000k	>80	27736	196	142	120-347	1.63	0.71	0.56	>90%	<20%	109,000

¹ Color rendering index.

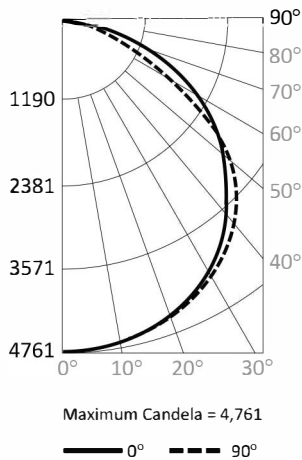
² All 50-60Hz.

³ Total harmonic distortion.

⁴ L₇₀ refers to the number of hours at which lumen output declines to 70% of the initial level. L₇₀ hours are IES TM-21-11 calculated hours.

PHOTOMETRIC DATA

LI-07-LEDHB100-4K-MVDIM10V-WN (13,634 Lumens)



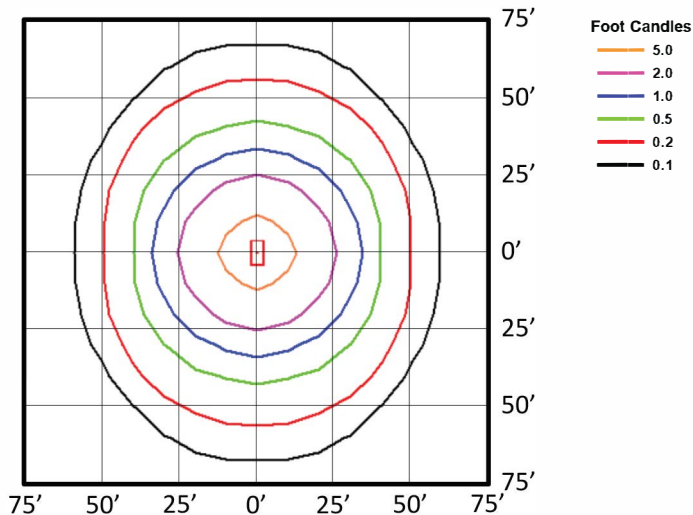
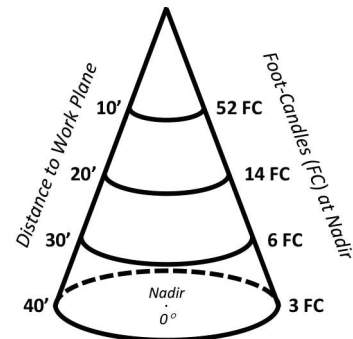
Candlepower Summary

	0°	90°
0°	4,758	4,758
10°	4,695	4,704
20°	4,464	4,521
30°	4,105	4,213
40°	3,594	3,776
50°	2,991	3,206
60°	2,250	1,644
70°	1,379	807
80°	465	141
90°	12	0

Zonal Lumen Summary

Zone	Lumens	% Fixture
0° - 10°	454	3.3%
0° - 20°	1,764	12.9%
0° - 30°	3,776	27.7%
0° - 40°	6,251	45.8%
0° - 50°	8,887	65.2%
0° - 60°	11,254	82.5%
0° - 70°	12,825	94.1%
0° - 80°	13,515	99.1%
0° - 90°	13,620	99.9%
90° - 180°	14	0.1%
0° - 180°	13,634	100.0%

Cone of Light

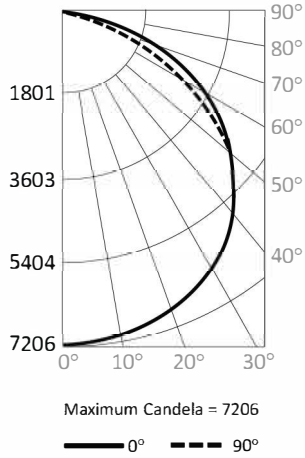


Notes:

- Isofootcandle plots depict initial footcandles at grade.
- Gridlines represent units of mounting height of 25 feet.

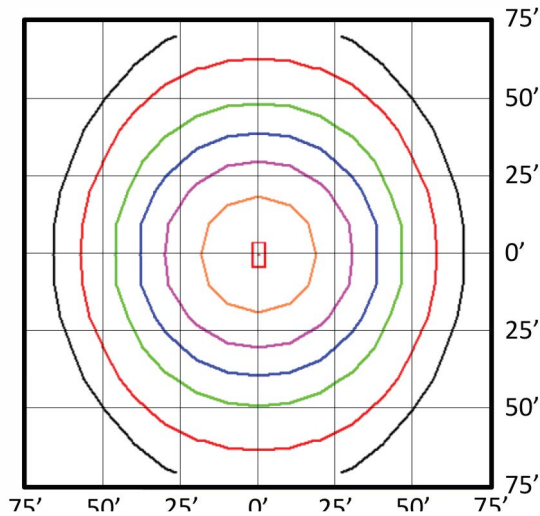
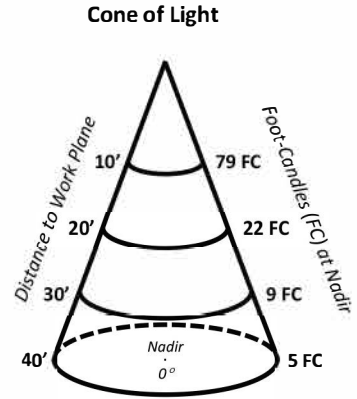
PHOTOMETRIC DATA

LI-07-LEDHB150-4K-MVDIM10V-WN (20,482 Lumens)



Candlepower Summary		
	0°	90°
0°	7,204	7,204
10°	7,140	7,116
20°	6,892	6,820
30°	6,333	6,341
40°	5,565	5,673
50°	4,607	4,809
60°	3,435	2,877
70°	2,135	1,153
80°	749	195
90°	6	1

Zonal Lumen Summary		
Zone	Lumens	% Fixture
0° - 10°	672	3.3%
0° - 20°	2,621	12.8%
0° - 30°	5,630	27.5%
0° - 40°	9,336	45.6%
0° - 50°	13,286	64.9%
0° - 60°	16,870	82.4%
0° - 70°	19,317	94.3%
0° - 80°	20,307	99.1%
0° - 90°	20,461	99.9%
90° - 180°	21	0.1%
0° - 180°	20,482	100.0%



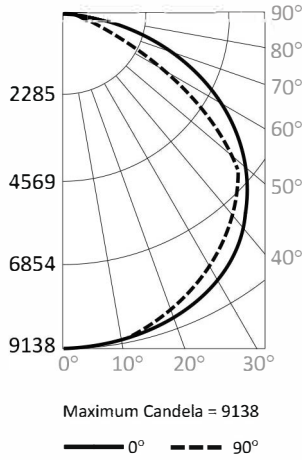
Foot Candles	
5.0	—
2.0	—
1.0	—
0.5	—
0.2	—
0.1	—

Notes:

- Isofootcandle plots depict initial footcandles at grade.
- Gridlines represent units of mounting height of 25 feet.

PHOTOMETRIC DATA

LI-07-LEDHB200-4K-MVDIM10V-WN (27,687 Lumens)



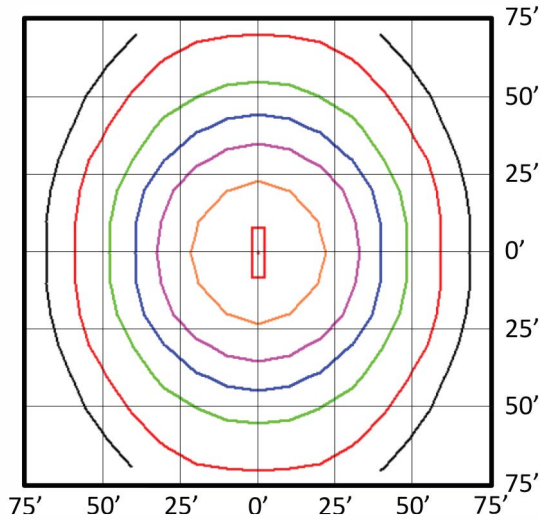
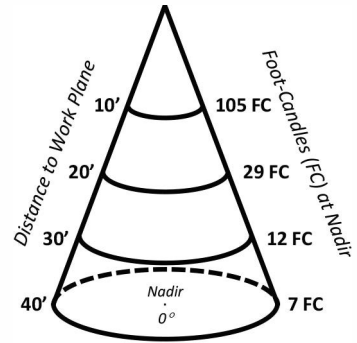
Candlepower Summary

	0°	90°
0°	9,135	9,135
10°	9,075	8,972
20°	8,825	8,600
30°	8,361	7,999
40°	7,607	7,154
50°	6,497	5,710
60°	5,055	3,128
70°	3,323	1,391
80°	1,317	272
90°	13	1

Zonal Lumen Summary

Zone	Lumens	% Fixture
0° - 10°	875	3.2%
0° - 20°	3,411	12.3%
0° - 30°	7,355	26.6%
0° - 40°	12,295	44.4%
0° - 50°	17,653	63.8%
0° - 60°	22,516	81.3%
0° - 70°	25,879	93.5%
0° - 80°	27,398	99.0%
0° - 90°	27,662	99.9%
90° - 180°	25	0.1%
0° - 180°	27,687	100.0%

Cone of Light



Foot Candles

- 5.0
- 2.0
- 1.0
- 0.5
- 0.2
- 0.1

Notes:

- Isofootcandle plots depict initial footcandles at grade.
- Gridlines represent units of mounting height of 25 feet.