

## Anora Series:

### DESCRIPTION

Cast in a traditional design, the LED wall mount luminaire offers the shape you've grown accustomed to coupled with the high-powered and energy-efficient LEDs you want. Photocell for dusk to dawn operation. It is ideal for safety, security and any facilities.



Clear Lens



Frosted Lens

### SPECIFICATION FEATURES

#### Construction

- Tempered UV coated at lens provide outstanding performance, uniformity and glare control.
- Optional clear lens or frosted lens as per applications.

#### Optics

- Scalable Lumen Packages from 1,600 to 2,700 Lumens.
- Light engines are available in standard 3000K/4000K and 5000K (70 CRI) configurations.
- Suitable for operation in -40°C to 40°C ambient environments.

#### Electrical

- Universal 120-277 VAC input voltage.
- Both drivers have a power factor >90%, THD <20%, and an expected life of 50,000 hours.

#### Lifespan

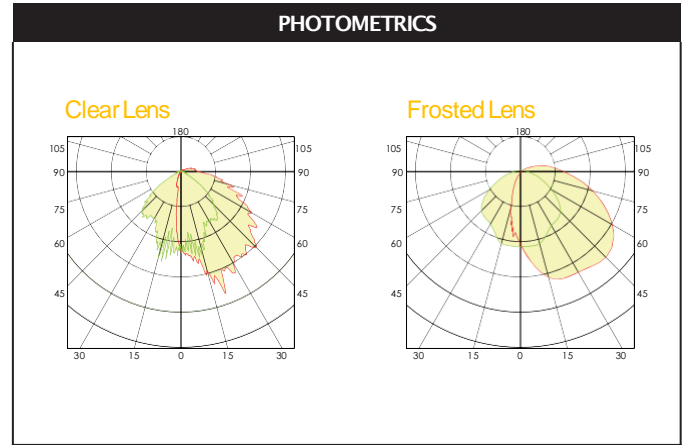
- Estimated 100,000-hour LED lifespan based on IESLM-80 results and TM-21 calculations

#### Warranty

- Five-year warranty.

### PERFORMANCE DATA

SYSTEM WATTS	VOLTAGE	LENS	CRI	LUMENS (3000K)	LPW (3000K)	LUMENS (4000K)	LPW (4000K)	LUMENS (5000K)	LPW (5000K)
15W	120-277VAC	Clear Lens	70	1600lm	107 lm/W	1700lm	113 lm/W	1750lm	117 lm/W
		Frosted Lens	70	1760lm	117 lm/W	1800lm	120 lm/W	1820lm	121 lm/W
17W	120-277VAC	Clear Lens	70	1800lm	106 lm/W	1900lm	112 lm/W	1950lm	115 lm/W
		Frosted Lens	70	1900lm	112 lm/W	2000lm	118 lm/W	2020lm	119 lm/W
25W	120-277VAC	Clear Lens	70	2500lm	100 lm/W	2550lm	102 lm/W	2600lm	104 lm/W
		Frosted Lens	70	2550lm	102 lm/W	2600lm	104 lm/W	2700lm	108 lm/W



### ACCESSORIES



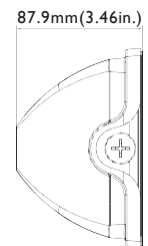
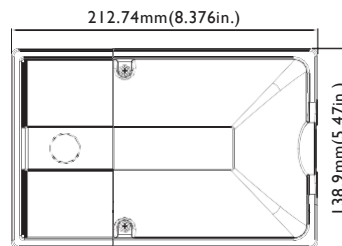
#### Photocell

No. LI-PC-JL-120-277V

USE: Photocell is field installed or pre-installed in factory by requesting

### DIMENSIONS

unit: mm/inch



Weight:  
15W/17W: 1.931lb  
25W: 2.015lb

# ELECTRICAL DATA

Number Of Drivers	Driver Current (mA)	Nominal Power (W)	INPUT VOLTAGE (V)	CURRENT (Amps)
1	250	15	120	0.13
		15	208	0.07
		15	240	0.06
		15	277	0.05
1	250	17	120	0.14
		17	208	0.08
		17	240	0.07
		17	277	0.06
1	430	25	120	0.21
		25	208	0.12
		25	240	0.10
		25	277	0.09

## ORDERING GUIDE

Example: LI-WM17W27V40KDP0F

Fixture Type	Wattage	Voltage	CCT	Finish	Sensor (Option)	Lens
<input type="checkbox"/>	<input type="checkbox"/>	<input type="checkbox"/>	<input type="checkbox"/>	<input type="checkbox"/>	<input type="checkbox"/>	<input type="checkbox"/>
<b>WM</b> Wall Mount	<b>15</b> 15W <b>17</b> 17W <b>25</b> 25W	<b>27V</b> 120-277V	<b>30K</b> 3000K <b>40K</b> 4000K <b>50K</b> 5000K	<b>D</b> Dark Bronze <b>B</b> Black <b>W</b> White	<b>P0</b> 120-277V Photocell <b>Blank</b> Without Photocell	<b>F</b> Frosted Lens <b>Blank</b> Clear Lens

## DLC Model NO.

SYSTEM WATTS	VOLTAGE	CCT	LENS	DLC NO.	DLC Classification
15W	120-2770V	3000K	Clear Lens	LI-WM15W27V30K[D,B,W][Blank,P0]	Standard
		3500K	Clear Lens	LI-WM15W27V35K[D,B,W][Blank,P0]	Standard
		4000K	Clear Lens	LI-WM15W27V40K[D,B,W][Blank,P0]	Standard
		5000K	Clear Lens	LI-WM15W27V50K[D,B,W][Blank,P0]	Standard
		3000K	Frosted Lens	LI-WM15W27V30K[D,B,W][Blank,P0]F	Standard
		3500K	Frosted Lens	LI-WM15W27V35K[D,B,W][Blank,P0]F	Standard
		4000K	Frosted Lens	LI-WM15W27V40K[D,B,W][Blank,P0]F	Standard
		5000K	Frosted Lens	LI-WM15W27V50K[D,B,W][Blank,P0]F	Standard
17W	120-2770V	3000K	Clear Lens	LI-WM17W27V30K[D,B,W][Blank,P0]	Standard
		3500K	Clear Lens	LI-WM17W27V35K[D,B,W][Blank,P0]	Standard
		4000K	Clear Lens	LI-WM17W27V40K[D,B,W][Blank,P0]	Standard
		5000K	Clear Lens	LI-WM17W27V50K[D,B,W][Blank,P0]	Standard
		3000K	Frosted Lens	LI-WM17W27V30K[D,B,W][Blank,P0]F	Standard
		3500K	Frosted Lens	LI-WM17W27V35K[D,B,W][Blank,P0]F	Standard
		4000K	Frosted Lens	LI-WM17W27V40K[D,B,W][Blank,P0]F	Standard
		5000K	Frosted Lens	LI-WM17W27V50K[D,B,W][Blank,P0]F	Standard
25W	120-2770V	3000K	Clear Lens	LI-WM25W27V30K[D,B,W][Blank,P0]	Standard
		3500K	Clear Lens	LI-WM25W27V35K[D,B,W][Blank,P0]	Standard
		4000K	Clear Lens	LI-WM25W27V40K[D,B,W][Blank,P0]	Standard
		5000K	Clear Lens	LI-WM25W27V50K[D,B,W][Blank,P0]	Standard
		3000K	Frosted Lens	LI-WM25W27V30K[D,B,W][Blank,P0]F	Standard
		3500K	Frosted Lens	LI-WM25W27V35K[D,B,W][Blank,P0]F	Standard
		4000K	Frosted Lens	LI-WM25W27V40K[D,B,W][Blank,P0]F	Standard
		5000K	Frosted Lens	LI-WM25W27V50K[D,B,W][Blank,P0]F	Standard