




Applications:

Suitable for commercial, retail and institutional applications including gymnasiums, factories and warehouses.

Features

- Available for 4ft and 8ft as per applications.
- Surface mounting or Chain mounting for different applications.
- PIR Sensor and Emergency Battery support.
- Voltage is 120-277V or 347-480V.
- Standard 1-10V dimming available.
- Projected life span of 50,000 hrs.
- Comparable to T8 or T5HO.
- Operating temperature is -40°C to 40°C (-40°F to 104°F).
- UL/cUL listed and DLC qualified.



PERFORMANCE DATA

				3000K(CRI80)		4000K(CRI80)		5000K(CRI80)	
SYSTEM WATTS	SIZE	LENS	VOLTAGE	LUMENS	LPW	LUMENS	LPW	LUMENS	LPW
23W	4 FT	Frosted	120-277VAC/347-480V	2900lm	126lm/W	3000lm	130lm/W	3050lm	133lm/W
35W	4 FT	Frosted	120-277VAC/347-480V	4450lm	127lm/W	4650lm	133lm/W	4700lm	134lm/W
45W	4 FT	Frosted	120-277VAC/347-480V	5700lm	127lm/W	6000lm	133lm/W	6050lm	134lm/W
46W	8 FT	Frosted	120-277VAC/347-480V	5750lm	125lm/W	6050lm	132lm/W	6100lm	133lm/W
65W	8 FT	Frosted	120-277VAC/347-480V	8300lm	128lm/W	8700lm	134lm/W	8750lm	135lm/W
80W	8 FT	Frosted	120-277VAC	9900lm	124lm/W	10500lm	131lm/W	10550lm	132lm/W
85W	8 FT	Frosted	347/480VAC	9900lm	116lm/W	10500lm	124lm/W	10550lm	124lm/W

ELECTRICAL DATA

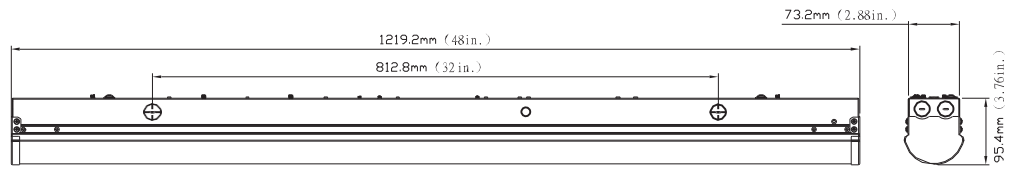
Size	Number Of Drivers	Driver Current (mA)	Nominal Power (W)	INPUT VOLTAGE (V)	CURRENT (Amps)
4 FT	1	530	23	120	0.19
			23	208	0.11
			23	240	0.10
			23	277	0.08
		530	23	347	0.07
			23	480	0.05
4 FT	1	850	35	120	0.29
			35	208	0.17
			35	240	0.15
			35	277	0.13
		1020	35	347	0.10
			35	480	0.07
4 FT	1	1120	45	120	0.38
			45	208	0.22
			45	240	0.19
			45	277	0.16
		1200	45	347	0.13
			45	480	0.09
8 FT	1	1120	46	120	0.38
			46	208	0.22
			46	240	0.19
			46	277	0.17
		1200	46	347	0.13
			46	480	0.10
8 FT	1	1500	65	120	0.54
			65	208	0.31
			65	240	0.27
			65	277	0.23
		1600	65	347	0.19
			65	480	0.14
8 FT	1	2100	80	120	0.67
			80	208	0.38
			80	240	0.33
			80	277	0.29
		85	85	347	0.24
			85	480	0.18

DIMENSION

unit: inch/mm

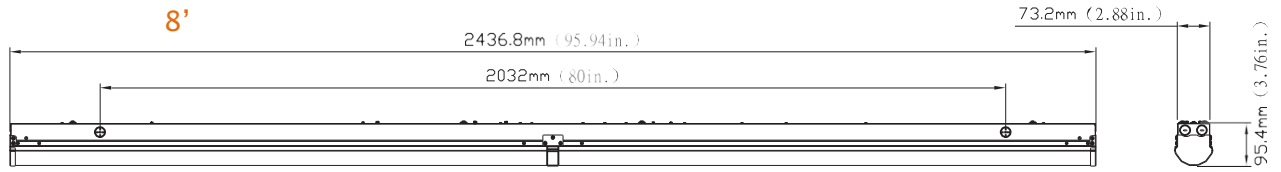
Weight
35W: 5.75lb
45W: 5.88lb

4'



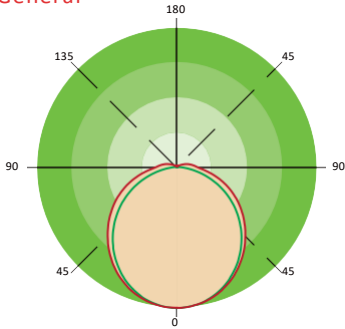
Weight
65W: 11.28lb
80W: 11.42lb

8'



PHOTOMETRICS

General



ENERGY SAVING REPLACEMENT

Size	Power	Replacing
4ft	30	T8x2
4ft	45	T5HOx2
8ft	60	T8HOx2
8ft	80	T5HOx4/T8x4

ORDERING GUIDE

Example: LI-MLF0223W27VXXKYYY

Fixture Type	Wattage	Voltage	CCT	Sensor (Option)	Backup Battery (Option)	Lens
LI-MLF02 Linear Fixture	23 23W	27V 120-277V	40K 4000K	Blank Without Sensor	B Emergency Battery	F Frosted lens
	35 35W	48V 347-480V	50K 5000K	M With Sensor	Blank Without Emergency Battery	
	45 45W	347/480V				
	46 46W					
	65 65W					
	85 85W					

Note: The wattage is 80W when the voltage is 120-277V, while the voltage is 347/480V, the wattage is 85W.

DLC Model NO.

SYSTEM WATTS	VOLTAGE	CCT	LED NO.	DLC NO.	DLC Classification
23W	120-277V 347-480V	4000K	2835	LI-MLF0223W[27,48]V40K[Blank,M][B,Blank]F	Premium
		5000K	2835	LI-MLF0223W[27,48]V50K[Blank,M][B,Blank]F	Premium
35W	120-277V 347-480V	4000K	2835	LI-MLF0235W[27,48]V40K[Blank,M][B,Blank]F	Premium
		5000K	2835	LI-MLF0235W[27,48]V50K[Blank,M][B,Blank]F	Premium
45W	120-277V 347-480V	4000K	2835	LI-MLF0245W[27,48]V40K[Blank,M][B,Blank]F	Premium
		5000K	2835	LI-MLF0245W[27,48]V50K[Blank,M][B,Blank]F	Premium
46W	120-277V 347-480V	4000K	2835	LI-MLF0246W[27,48]V40K[Blank,M][B,Blank]F	Premium
		5000K	2835	LI-MLF0246W[27,48]V50K[Blank,M][B,Blank]F	Premium
65W	120-277V 347-480V	4000K	2835	LI-MLF0265W[27,48]V40K[Blank,M][B,Blank]F	Premium
		5000K	2835	LI-MLF0265W[27,48]V50K[Blank,M][B,Blank]F	Premium