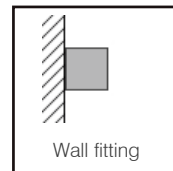


DESCRIPTION

Specification grade architectural LED wallpack replacement for up to 250 watt HPS/ MH. Long life and low energy consumption utilizing CREE LED make this an exceptional value for exterior wall/entrance illumination. Low cost and easy to install.



--	--	--	--	--	--	--	--

ORDERING INFORMATION

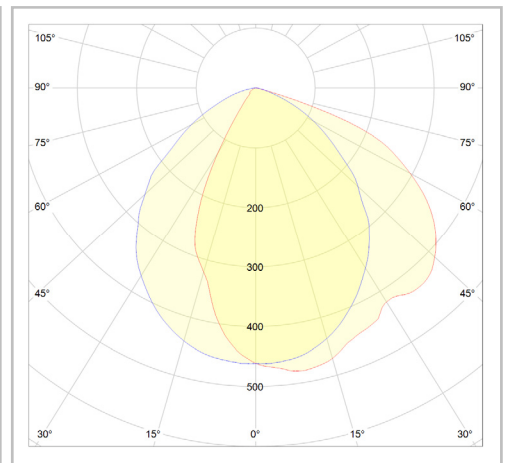
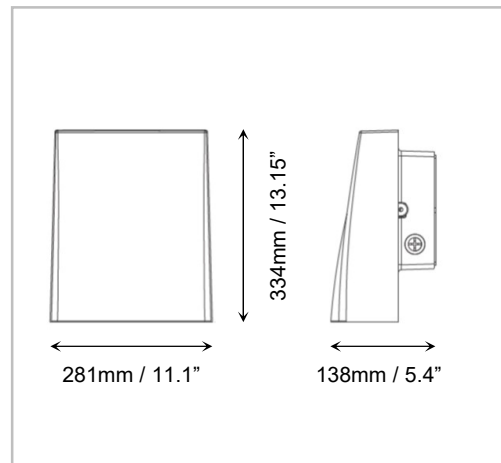
Model	Watts	Lumen	Optic	Color Temp.	CRI	Optional	Finish
LI-WMK80XYZ	80	9240	A = 80x100	1 = 3000K 2 = 4000K 3 = 5000K	80	1 = Dimmable 2 = Occupancy Sensor 3 = Photocell	BR

Ordering Example:
LI-WMK80XYZ-80-A-1-1-BR

Project name:



- Material: Die-cast aluminum housing with power coated color. No mercury and cool to the touch. High conductive, waterproof, aging resistance, salt mist resistance ,Make sure the safety and long lifetime. Tempered, borosilicate, UV & Fire resistant high output glass lens with seamless, silicone gasket to prevent leaks.
- Led type: CREE LED'S.
- Electrical: 120~ 277Vac, 50/60Hz Driver included.
- Power factor: $\geq 90\%$
- Led efficiency: 150 lm/W
- Color temperature: 3000K, 4000K, 5000K
- Operation temperature: -20°C to 40°C
- Color Rendering Index (CRI): ≥ 80
- THD%: $< 20\%$
- IP Rating: IP65



Project name:

