

DESCRIPTION

**MATERIAL**

Die-cast aluminum housing with power coated color.  
No mercury and cool to the touch.

**REFLECTOR - DIFFUSER**

UV & Fire resistant high out put PC lenses.

**LED TYPE**

CREE LED'S.

**Electrical**

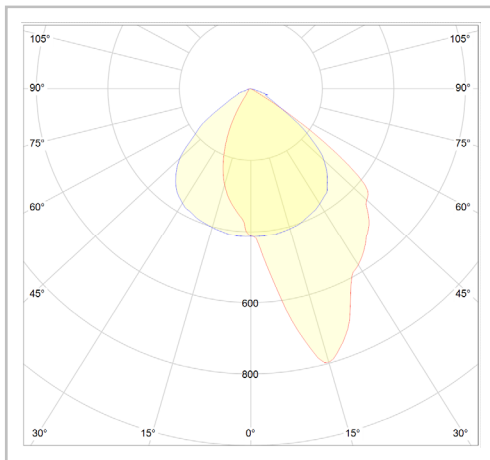
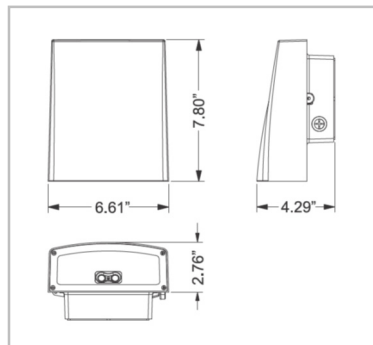
100-277V Driver included.

**LED EFFICIENCY**

105 lm/W

**IP RATING**

IP65



**ORDERING INFORMATION**

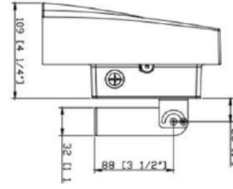
Model	Watts	Lumen	Optic	Color Temp.	CRI	Optional	Finish color
LI-WMB050-AA	50	4600	A = 120	0 = 4000K 1 = 5000K	80	1 = Dimmable 2 = Occupancy Sensor 3 = Photocell	BR

Ordering Example:  
LI-WMB050-AA-50-A-1-1-BR

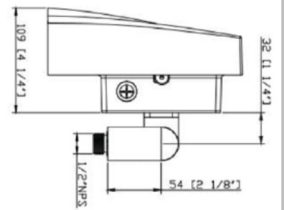
Project name:

MOUNTING ACCESSORIES

M1 = Yoke Mounted



M2 = Knuckle Mounted



Ordering Example:  
 LI-WMB050-AA-50-A-1-1-BR-M1