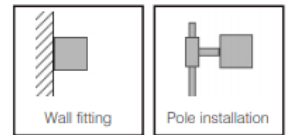
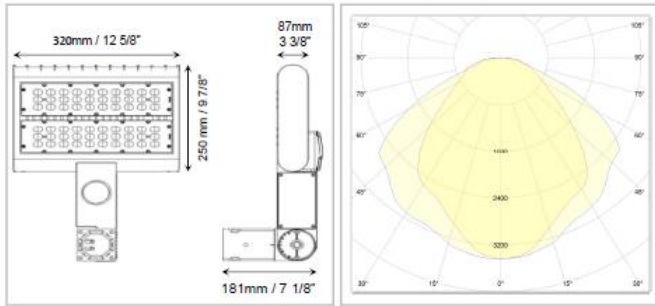


DESCRIPTION

Elenora series is a combination of slim design modern style for illuminating urban roads and parking lots. We used the latest solid state technology from Philips for a long life illuminance and high efficiency. All our outdoor fixtures are rated for wet locations and offers variety of mounting options.



Ordering Example:
LI-FDL150-PXYZZ

ORDERING INFORMATION

Model	Watts	Lumen	Optic	Color Temp.	CRI	Optional	Finish
LI-FDL150-PXYZZ	150	20250	<u>A = 120 x 90</u>	1 = 4000K 2 = 5000K	>83	1 = Dimmable 2 = Photocell Yes	BR
	150	20250	<u>B = 150 x 105</u>		>83		

LIGHTING SPECIFICATION

Material: ACD12 Aluminum Heat Sink. Sturdy powder coated aluminum housing.

Salt mist resistance & anti aging. High thermal conductivity. UV & Fire resistant high out put PC lenses.

- Bug rating: B3-U2-G3.
- Led type: Phillips Lummi LED'S LUXEON 3030 2D.
- Electrical: 120~ 277Vac, 50/60Hz Driver included.
- Power factor: ≥90%
- Led efficiency: 135 lm/W
- Color temperature: 4000K, 5000K
- Operation temperature: -35°C to 50°C
- Color Rendering Index (CRI): 85
- THD%: 16.28-17.71
- IP Rating: IP65

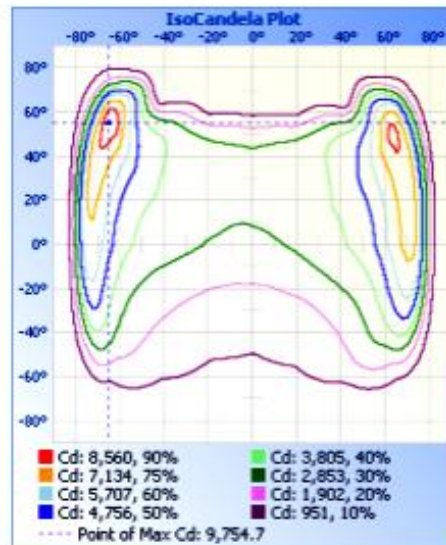
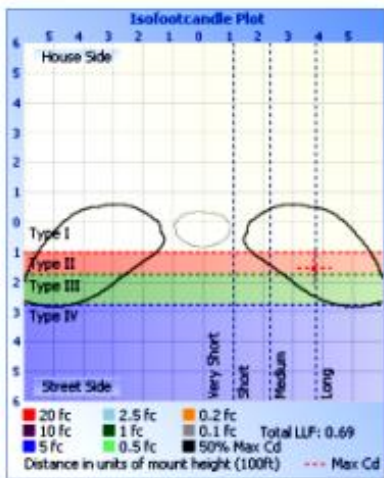
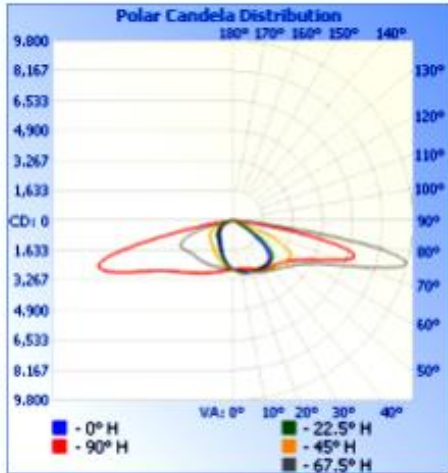
HOUSING SPECIFICATIONS:

- Die-cast Aluminum housing with powder coat finish (Dark Bronze)
- Operating temperature: -40°F to 104°F
- Lifespan: 70,000 hr.
- IP Rating: IP65
- Effective projected areas (EPA's) are:
Front = 0.38 square feet
Side = 0.30 square feet
Face = 1.05 square feet



Ordering Example:
LI-FDL150-PXYZZ

PHOTOMETRIC :



Ordering Example:
LI-FDL150-PXYZZ

MOUNTING OPTIONS:



M1

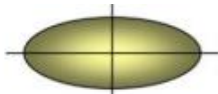


M2

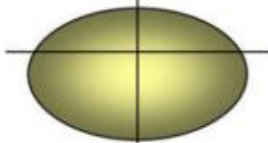


M3

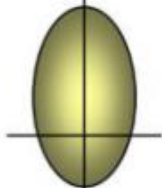
LENS TYPES ILLUSTRATED



Type 2 is still linear but wider in the front to accommodate 4 lane roadways, or wider drive lanes.



Type 3 (commonly known as a "Bat-Wing") is suitable for perimeters, often where other interior pole placements fill the site



Type 4 (commonly known as a "Forward Throw" or Asymmetric) is best along perimeters where spill light is a concern or there are no place to add poles within a site.



Type 5 – is available in a round or square pattern. Best suited for interior areas within a site or on the median of 4-6 lane roadways.

Ordering Example:
LI-FDL150-PXYZZ