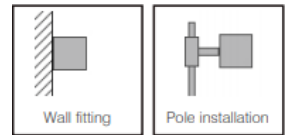
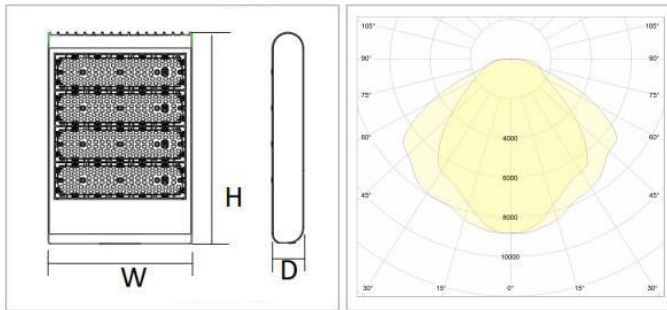


DESCRIPTION

Elenora series is a combination of slim design modern style for illuminating urban roads and parking lots.

We used the latest solid state technology from Philips for a long life illuminance and high efficiency. All our outdoor fixtures are rated for wet locations and offers variety of mounting options.

18-1/2"(H)x 12-5/8"(W)x 3-1/2"(D)



Ordering Example:

LI-FDL300-PXYZZ

ORDERING INFORMATION

Model	Watts	Lumen	Optic	Color Temp.	CRI	Optional	Finish
LI-FDL300-PXYZZ	300	40500	<u>A = 120 x 90</u>	1 = 4000K 2 = 5000K	>83	1 = Dimmable 2 = Photocell Yes	BR
	300	40500	<u>B = 150 x 105</u>		>83		

LIGHTING SPECIFICATION

Dimmable: 0~10V Dimming

- Lens: TYPE III TIR optic Lens
- LED: Philips Lumileds Luxeon 3030 High flux LED
- Solid state lighting technology for long life, no maintenance needed and high-efficiency
- Cord type: 6' SJTW 18/3 AWG cable
- Total lumens: 39000LM/37300LM
- Color temperature: 5000K/4000K/3000k
- Color rendering index: 82~84
- Beam Angle: 120°x90



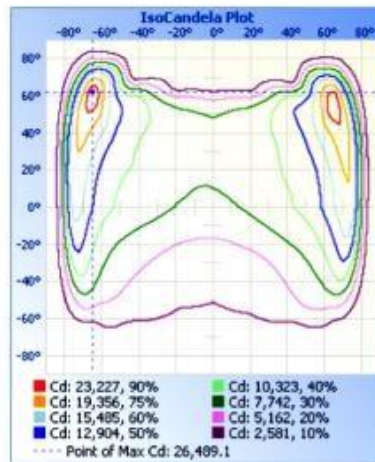
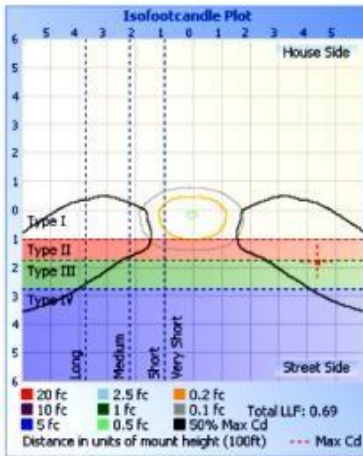
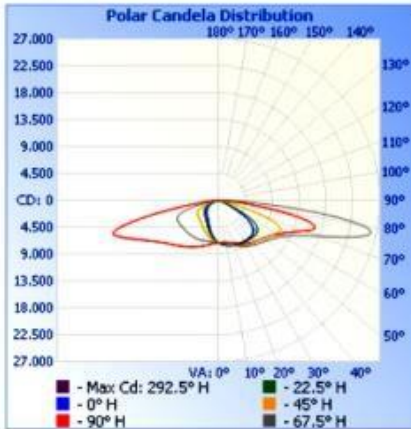
HOUSING SPECIFICATIONS:

- Die-cast Aluminum housing with powder coat finish (Dark Bronze)
- Operating temperature: -40°F to 104°F
- Lifespan: 70,000 hr.
- IP Rating: IP65
- Effective projected areas (EPA's) are:
Front = 0.38 square feet
Side = 0.50 square feet
Face = 1.75 square feet



Ordering Example:
LI-FDL300-PXYZZ

PHOTOMETRIC:



Ordering Example:
LI-FDL300-PXYZZ

MOUNTING OPTIONS:



M1




M2

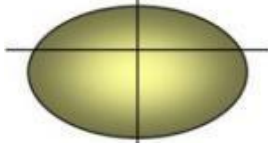


M3

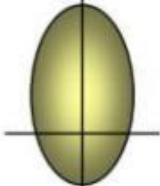
LENS TYPES ILLUSTRATED




Type 2 is still linear but wider in the front to accommodate 4 lane roadways, or wider drive lanes.



Type 3 (commonly known as a "Bat-Wing") is suitable for perimeters, often where other interior pole placements fill the site.



Type 4 (commonly known as a "Forward Throw" or Asymmetric) is best along perimeters where spill light is a concern or there are no place to add poles within a site.



Type 5 – is available in a round or square pattern. Best suited for interior areas within a site or on the median of 4-6 lane roadways.

Ordering Example:
LI-FDL300-PXYZZ