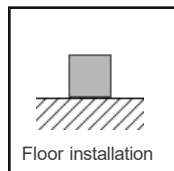
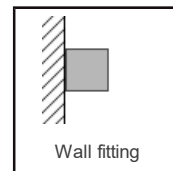


RAY SERIES



DESCRIPTION

RAY Series is a LED Flood light with elegant design which enhances aesthetic value while is providing energy efficient lighting. RAY series operate on the line voltage that eliminate the need of outdoor driver.



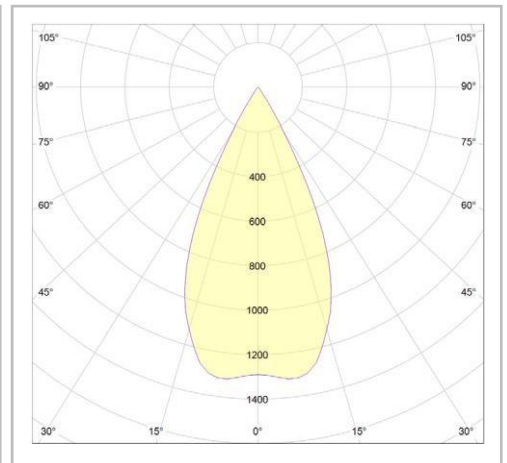
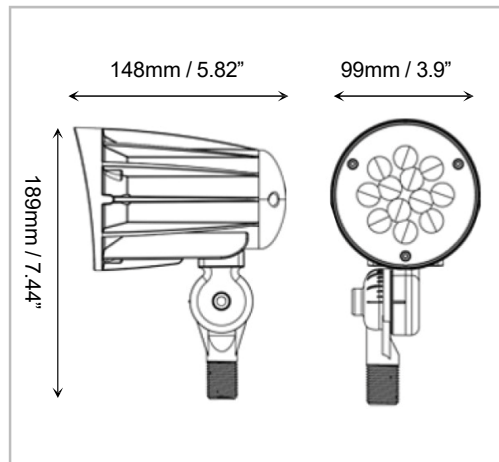
ORDERING INFORMATION							
Model	Watts	Lumen	Optic	Color Temp.	CRI	Optional	Finish color
LI-FLDG028-YZ	28	3021	A =35 B =60	1 = 3000K 2 = 5000K	82	1 =Dimmable	BR

Ordering Example:

LI-FLDG028-YZ-KN-28-A-1-1-BR

Project Name:

- Material: Die-cast Aluminum housing. Superior. Architectural Powder Coat Finish. Fluted Reflector & Tempered Glass Lens. Aluminum LED Board - High Conductive. Waterproof, Aging Resistance, Salt Mist Resistance.
- LED Type: Philips Lumiled LUXEON 3030 2D.
- Electrical: 120~ 277Vac, 50/60Hz Driver included.
- Power Factor: $\geq 90\%$
- LED Efficiency: 130 lm/W
- Color Temperature: 3000K, 5000K
- Operation Temperature: -40°C to 55°C
- Color Rendering Index (CRI): ≥ 82
- THD%: $<20\%$
- IP Rating: IP65



Project Name: