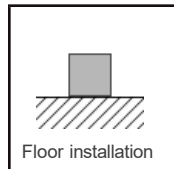
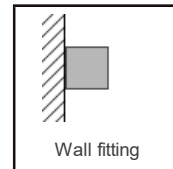


RAY SERIES



DESCRIPTION

RAY Series is a LED Flood light with elegant design which enhances aesthetic value while is providing energy efficient lighting. RAY series operate on the line voltage that eliminate the need of outdoor driver.



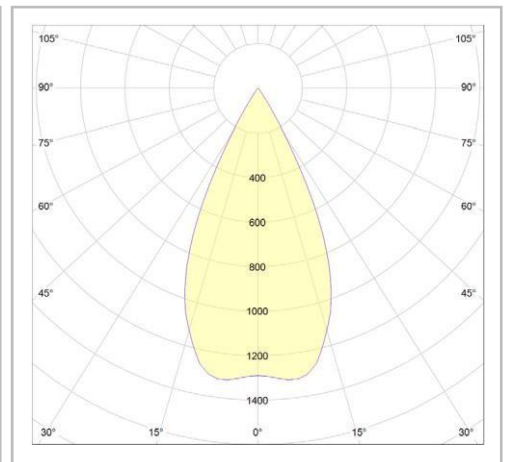
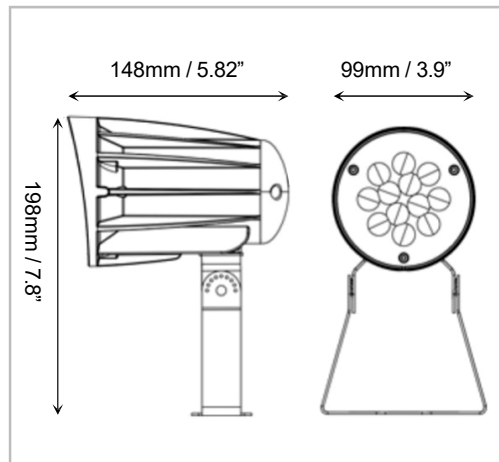
| ORDERING INFORMATION | | | | | | | |
|----------------------|-------|-------|------------------|------------------------|-----|--------------|--------------|
| Model | Watts | Lumen | Optic | Color Temp. | CRI | Optional | Finish color |
| LI-FLDG028-YZ | 28 | 3021 | A = 35 B = 60 | 1 = 3000K 2 = 5000K | 82 | 1 = Dimmable | BR |

Ordering Example:

LI-FLDG028-YZ-YK-28-A-1-1-BR

Project Name:

- Material: Die-cast Aluminum housing. Superior. Architectural Powder Coat Finish. Fluted Reflector & Tempered Glass Lens. Aluminum LED Board - High Conductive. Waterproof, Aging Resistance, Salt Mist Resistance.
- LED Type: Philips Lumiled LUXEON 3030 2D.
- Electrical: 120~ 277Vac, 50/60Hz Driver included.
- Power Factor: $\geq 90\%$
- LED Efficiency: 130 lm/W
- Color Temperature: 3000K, 5000K
- Operation Temperature: -40°C to 55°C
- Color Rendering Index (CRI): ≥ 82
- THD%: $< 20\%$
- IP Rating: IP65



Project Name: